





FSO Elephants Medium Term Plan- Autumn 1

Our curriculum encourages children to...		Love Reading			Be Respectful		Communicate Effectively		
Autumn Term 1: People Who Help Us WOW Moment: Career Day Workshop		Books: Week 1 & 2- Postman Bear & Patrolling Police Cars Week 3 & 4- Peppa Goes to Hospital & Dentist Trip Week 5 & 6- Flashing Fire Engines & Dazzling Diggers Week 7- Emergency!					Vocabulary: Family, mummy, daddy, sister, brother, baby, emergency, police car, ambulance, fire engine, superhero, help, job, vet, dentist, police, fireman, doctor, nurse, teacher, lollipop lady, gardener, chef, postman, shopkeeper.		
Book of the Week:	Week 1 —	Week 2 Maisy Goes to Nursery	Week 3 Time to Make Friends	Week 4 Elmer's Friends	Week 5 Pirate Pete I'm Starting Nursery	Week 6 Pip & Posy- The New Friend	Week 7 Harry & the Dinosaurs go to School		
PSED	Curriculum Goals Goal 1: To develop friendships with other children. Transition between activities calmly. To develop self-assurance. Engage and achieve a goal. To express preferences and opinions. Goal 2: To notice and ask questions about differences. Express a range of emotions. Play with increasing confidence on their own and with other children. Goal 3: Say please and thank you. Show "effortful control" and begin to take turns. To talk about and manage their emotions. To become independent, rejecting help. Confidently explore new places.				Check Points First Term- Do the children begin to see themselves as separate people? Do they decide what to play/eat/wear? Half way point- Do the children enjoy the company of other children and what to play with them? Last Term- Can the children share and take turns with adult guidance? Do any children become upset by sounds, smells or tastes and cannot be calmed? Do any children seem worried, sad or angry a lot of the time?				
	Week 1 Exploring our new classroom. Finding where things are	Week 2 Introducing group time- Supporting the	Week 3 Learning to play alongside others-	Week 4 Environmental phonics- Listening carefully to the	Week 5 Engaging with others in small world play.	Week 6 Listening to the book of the week. Can children name a	Week 7 Key Person Time- To talk about		

	and getting to know each other.	transition between activities.	Developing friendships.	sounds to find out what they are.	Developing friendships.	friend they have made at nursery?	Halloween and Diwali traditions.
C&L	Curriculum Goals Goal 1: Listen to other people’s talk with interest. Understand and follow simple instructions. To focus on an activity of their own choice. Use single words during play. To use intonation, pitch and changing volume when ‘talking’. Use p, b, m, w speech sounds. Goal 2: Listen to simple stories and understand what is happening with the help of the pictures. To identify familiar objects and properties for practitioners when they are described. To pronounce l/r/w/y/s/sh/ch/d/z/j/f/th Develop conversation, jumping from topic to topic. Goal 3: To understand and act on longer sentences. Understand simple questions about ‘who’, ‘what, and ‘where’. To say how they are feeling, using words as well as actions. Begin to say multi-syllabic words.				Check Points First Term- Are the children beginning to put 2 or 3 words together? Are the children asking questions such as the names of objects and people? Can the children understand more words than they can say? (200-500 words) Can the children understand simple questions and instructions? Half way point- Can the children use 300 words? (descriptive language and time, space and function vocabulary) Can the children link 5 words together? Are the children using pronouns (me, him, she), plurals and prepositions (in, under, on) Can the children shift from one task to another if an adult gets their full attention? Last Term- Can the children understand 3 key words? Can the children show that they understand action words? Can the children speech be understood by an unfamiliar adult?		
	Week 1	Week 2	Week 3	Week 4	Week 5	Week 6	Week 7
	Getting to know our new friends and teachers.	Following simple instructions to sit on the carpet for group times.	Introducing topic vocabulary. Teaching children new words which link to our topic.	Environmental phonics- Listening carefully to the sounds to find out what they are.	Engaging with others in small world play. Developing friendships.	Listening to the book of the week. Can children name a friend they have made at nursery?	Key Person Time- To learn about different Halloween and Diwali traditions.
Physical	Curriculum Goals Goal 1: To eat finger foods and develop likes and dislikes. Begin to kick, throw and catch a large ball. Clap and stamp to music. To walk, run, jump, climb and start to use the stairs independently. Goal 2:				Check Points: First Term- Can the children run well, kick a ball and jump with both feet off the ground at the same time? Do any children appear underweight, overweight or have poor dental hygiene? Last Term- Can the children climb confidently, catch a large ball and pedal a tricycle?		

	<p>To try a wider range of food with different tastes and textures. Show an increasing desire to be independent. To build independently with a range of appropriate resources. Develop manipulation and control.</p> <p>Goal 3: Learn to use the toilet with help and then independently. To use large and small motor skills to do things independently. Explore different materials and tools. Sit on at push along wheeled toy, use a scooter or ride a tricycle.</p>				<p>Do any children find it difficult to sit comfortably on a chair?</p>		
	<p>Week 1</p> <p>Exploring the outdoor area- Can the children walk, run, jump and climb?</p>	<p>Week 2</p> <p>Introducing Tumble Tots- Can children dance to the music?</p>	<p>Week 3</p> <p>Tipping and pouring with the tea set in the water tray.</p>	<p>Week 4</p> <p>Key Person Time- To talk about importance of brushing teeth.</p>	<p>Week 5</p> <p>Complete a simple obstacle course which encourages children to move in a variety of ways.</p>	<p>Week 6</p> <p>Ball games- To begin kicking, throwing and catching a large ball.</p>	<p>Week 7</p> <p>Using tools with control when making Halloween playdough</p>
<p>Literacy</p>	<p>Curriculum Goals</p> <p>Goal 1: Listen to songs and rhymes. Share books with adults. To begin making marks with different media.</p> <p>Goal 2: To join in with songs and rhymes. Develop play around stories using props. To draw freely.</p> <p>Goal 3: To repeat words and phrases from a familiar story. Talk about the pictures in a book. Add marks to drawings and tell an adult what they say.</p>				<p>Key Skills:</p> <p>Last Term- Can the children control a pencil when making marks?</p>		
	<p>Week 1</p> <p>Making marks with a variety of mark making equipment</p>	<p>Week 2</p> <p>Exploring the reading area. Sitting with an adult to read</p>	<p>Week 3</p> <p>Group time- Singing/learning a variety of new and</p>	<p>Week 4</p> <p>Using chalk and coloured paper to draw and make</p>	<p>Week 5</p> <p>Making superhero masks- Using different resources</p>	<p>Week 6</p> <p>“Writing letters” on the drawing table. Beginning to make</p>	<p>Week 7</p> <p>Reading our topic story. Can children use the pictures to identify emergency</p>

	to make their pictures.	a range of different stories	familiar nursery rhymes.	different marks with.	to draw and stick to create a mask	marks and give meaning.	services and recap what they have learnt this term?
Mathematics	<p>Curriculum Goals</p> <p>Goal 1: To take part in number rhymes and songs. Demonstrate counting like behaviour. To build with a range of resources.</p> <p>Goal 2: To use numbers in play. Complete inset puzzles. Begin to recognise colours.</p> <p>Goal 3: To recite numbers to 3. Compare amounts saying “lots, more, same”. Compare size and weight using gesture and language.</p>						
	Week 1	Week 2	Week 3	Week 4	Week 5	Week 6	Week 7
	Completing a variety of inset boards.	To complete simple problem solving with shape sorters.	Group time- Singing/learning some number nursery rhymes.	Nuts and Bolts activity- Identifying colours/shapes.	To build towers and structures using coloured blocks.	To have a go at the shopping trolley game.	Playdough activity- Using different cutters to make shapes.
EAD	<p>Curriculum Goals</p> <p>Goal 1: Start to make marks intentionally. Explore different materials using all of their senses to investigate them. To manipulate and play with different materials. To move and dance to music. Explore a range of sound makers and instruments.</p> <p>Goal 2: Explore paint using fingers and other parts of their bodies as well as brushes and other tools. Express ideas and feelings through making marks and sometimes give meaning to the marks they make. To take part in action songs.</p>						

	<p>Start to develop pretend play, pretending that one object represents another.</p> <p>Goal 3: To use their imagination as they consider what they can do with different materials. Make simple models which express their ideas.</p>						
	<p>Week 1</p> <p>Car Rolling- Rolling the wheels through paint onto paper.</p>	<p>Week 2</p> <p>Introducing Tumble Tots- Can children dance to the music?</p>	<p>Week 3</p> <p>Using instruments to make sounds and music.</p>	<p>Week 4</p>  <p>Using a toothbrush to paint a tooth picture.</p>	<p>Week 5</p>  <p>Using shapes to make a fire engine.</p>	<p>Week 6</p> <p>Elephant recycling project- Using recycling materials to make our class animal.</p>	<p>Week 7</p>  <p>Using their hands to make a spider.</p>
<p>UTW</p>	<p>Curriculum Goals</p> <p>Goal 1: Explore materials with different properties. To name people that are important to them.</p> <p>Goal 2: Explore natural materials indoors and outside. Notice differences between people.</p> <p>Goal 3: Explore and respond to different natural phenomenon in their setting and on trips. Make connections between the features of their family and other families.</p>			<p>Key Skills</p> <p>First Term- Can the children point to the correct material if given two property options?</p> <p>Half way point- Can the children say what the weather is like?</p> <p>Last Term- Can the children show if they enjoy a new experience or not?</p>			
	<p>Week 1</p> <p>Exploring paint to make marks.</p>	<p>Week 2</p>  <p>To make a paper plate police car.</p>	<p>Week 3</p> <p>Building structures using magnetic shapes.</p>	<p>Week 4</p> <p>Children to learn basic plant care when watering flowers.</p>	<p>Week 5</p> <p>Exploring a range of materials and textures in the small world construction site.</p>	<p>Week 6</p> <p>Role-playing baby care in the water tray. Do children have any babies at home? How do we look after them?</p>	<p>Week 7</p> <p>Making potions in the water tray using a range of resources.</p>