

FS0 Elephants Medium Term Plan- Summer 2





Our curriculum encourages children to...		Love Reading		Be Respectful		Communicate Effectively	
Summer Term 2: Bear Necessities WOW Moment: Teddy Bears Picnic		Topic Books: Week 1 & 2- Goldilocks and the Three Bears & Peace at Last Week 3 & 4- Big Bears Can! & We’re Going on a Bear Hunt Week 5 & 6- The Bear who went Boo! & This is the Bear: The Picnic Lunch Week 7- One Bear gets out of Bed				Vocabulary: Bear, fur, growl, paws, claws, brown bear, grizzly bear, panda, polar bear, cub.	
Book of the Week:	Week 1 Kitchen Disco	Week 2 The Tiger Who Came to Tea	Week 3 You Choose- Your Dreams	Week 4 Pirates Love Underpants	Week 5 Not Now Bernard	Week 6 Octopants	Week 7 Free Choice
PSED	Curriculum Goals				Check Points		
	Goal 1: To develop friendships with other children. Transition between activities calmly. To develop self-assurance. Engage and achieve a goal. To express preferences and opinions. Goal 2: To notice and ask questions about differences. Express a range of emotions. Play with increasing confidence on their own and with other children. Goal 3: Say please and thank you. Show “effortful control” and begin to take turns. To talk about and manage their emotions. To become independent, rejecting help. Confidently explore new places.				First Term- Do the children begin to see themselves as separate people? Do they decide what to play/eat/wear? Half way point- Do the children enjoy the company of other children and what to play with them? Last Term- Can the children share and take turns with adult guidance? Do any children become upset by sounds, smells or tastes and cannot be calmed? Do any children seem worried, sad or angry a lot of the time?		

	Week 1	Week 2	Week 3	Week 4	Week 5	Week 6	Week 7
	Key Person Time- Children to talk about the pictures in this week's focus story to explain what is happening.	Playing bingo- Learning to take turns.	Key Person Time- Talking about the focus story. What do children want to be when they grow up?	Going on a bear hunt around school. Exploring different places.	Story Time- Talking about emotions. How does Bernard feel?	Key Person Time- To talk about differences between us. Recognising different genders, hair/eye/skin colours.	Preparing for Summer and transitioning to FS1.
C&L	Curriculum Goals Goal 1: Listen to other people's talk with interest. Understand and follow simple instructions. To focus on an activity of their own choice. Use single words during play. To use intonation, pitch and changing volume when 'talking'. Use p, b, m, w speech sounds. Goal 2: Listen to simple stories and understand what is happening with the help of the pictures. To identify familiar objects and properties for practitioners when they are described. To pronounce l/r/w/y/s/sh/ch/d/z/j/f/th Develop conversation, jumping from topic to topic. Goal 3: To understand and act on longer sentences. Understand simple questions about 'who', 'what, and 'where'. To say how they are feeling, using words as well as actions. Begin to say multi-syllabic words.				Check Points First Term- Are the children beginning to put 2 or 3 words together? Are the children asking questions such as the names of objects and people? Can the children understand more words than they can say? (200-500 words) Can the children understand simple questions and instructions? Half way point- Can the children use 300 words? (descriptive language and time, space and function vocabulary) Can the children link 5 words together? Are the children using pronouns (me, him, she), plurals and prepositions (in, under, on) Can the children shift from one task to another if an adult gets their full attention? Last Term- Can the children understand 3 key words? Can the children show that they understand action words? Can the children's speech be understood by an unfamiliar adult?		

	Week 1	Week 2	Week 3	Week 4	Week 5	Week 6	Week 7
	Engaging in play together in the role play ice-cream parlour.	Key Person Time- Father's Day discussion. What does your Daddy do?	Key Person Time- Talking about the focus story. What do children want to be when they grow up?	Drawing emotion faces. Can children identify different emotions and link them to how they feel?	Story Time- Children to talk about the pictures in focus story to explain what is happening.	Playing imaginatively in the small world beach tray.	Key Person Time- Talking about the Summer Holidays. Where are we going? What will we do?
Physical	Curriculum Goals Goal 1: To eat finger foods and develop likes and dislikes. Begin to kick, throw and catch a large ball. Clap and stamp to music. To walk, run, jump, climb and start to use the stairs independently. Goal 2: To try a wider range of food with different tastes and textures. Show an increasing desire to be independent. To build independently with a range of appropriate resources. Develop manipulation and control. Goal 3: Learn to use the toilet with help and then independently. To use large and small motor skills to do things independently. Explore different materials and tools. Sit on at push along wheeled toy, use a scooter or ride a tricycle.				Check Points: First Term- Can the children run well, kick a ball and jump with both feet off the ground at the same time? Do any children appear underweight, overweight or have poor dental hygiene? Last Term- Can the children climb confidently, catch a large ball and pedal a tricycle? Do any children find it difficult to sit comfortably on a chair?		
	Week 1	Week 2	Week 3	Week 4	Week 5	Week 6	Week 7
	To build models using the mini mega blocks which express an idea.	To play games of throw and catch with balls and bean bags.	Cutting and sticking activity. To practice using scissors one handed.	Group time- Playing parachute games outside.	To draw with felt tips using good control.	To use the pedals to ride on the tricycle. Learning to push the pedals forwards.	To use small motor skills when threading string through bear templates.

Literacy	Curriculum Goals Goal 1: Listen to songs and rhymes. Share books with adults. To begin making marks with different media. Goal 2: To join in with songs and rhymes. Develop play around stories using props. To draw freely. Goal 3: To repeat words and phrases from a familiar story. Talk about the pictures in a book. Add marks to drawings and tell an adult what they say.				Key Skills: Last Term- Can the children control a pencil when making marks?		
	Week 1 To talk about what is happening in the focus book by looking at the pictures.	Week 2 Can children draw/paint pictures of their daddy and point out different features in their picture?	Week 3 To take an active part in singing sack games e.g. 5 currant buns, Old MacDonald etc.	Week 4 Drawing pictures of faces. Adults to be able to clearly identify the eyes, nose and mouth on their picture.	Week 5 Library recap- To be confident in labelling parts of a book (front/back cover, spine) and their functions.	Week 6 To draw a picture and tell an adult what they have drawn.	Week 7 To copy picture cards to make patterns in the sand using lollipop sticks.
Mathematics	Curriculum Goals Goal 1: To take part in number rhymes and songs. Demonstrate counting like behaviour. To build with a range of resources. Goal 2: To use numbers in play. Complete inset puzzles.						

	Begin to recognise colours. Goal 3: To recite numbers to 3. Compare amounts saying “lots, more, same”. Compare size and weight using gesture and language.						
	Week 1 Completing inset boards of various difficulties.	Week 2 To use numbers in play when in the role play ice-cream parlour.	Week 3 Can children recognise some numerals in sand tray.	Week 4 To recognise and compare sizes and complete size order activities.	Week 5 To recognise and compare weights. Learn heavy/light vocabulary.	Week 6 Can children work together to complete a more complex jigsaw puzzle?	Week 7 To make and identify different shapes using the playdough and cutters.
EAD	Curriculum Goals Goal 1: Start to make marks intentionally. Explore different materials using all of their senses to investigate them. To manipulate and play with different materials. To move and dance to music. Explore a range of sound makers and instruments. Goal 2: Explore paint using fingers and other parts of their bodies as well as brushes and other tools. Express ideas and feelings through making marks and sometimes give meaning to the marks they make. To take part in action songs. Start to develop pretend play, pretending that one object represents another. Goal 3: To use their imagination as they consider what they can do with different materials. Make simple models which express their ideas.						

	Week 1  To make a handprint bear.	Week 2 Making Father's Day crafts.	Week 3 To take an active part in singing sack games e.g. 5 currant buns, Old MacDonald etc.	Week 4  Using forks to paint a bear face.	Week 5  Making a cotton wool polar bear.	Week 6 To make a picnic basket collage.	Week 7 To think about what they are going to build, how to make it and show some resemblance to their idea.
UTW	Curriculum Goals Goal 1: Explore materials with different properties. To name people that are important to them. Goal 2: Explore natural materials indoors and outside. Notice differences between people. Goal 3: Explore and respond to different natural phenomenon in their setting and on trips. Make connections between the features of their family and other families.				Key Skills First Term- Can the children point to the correct material if given two property options? Half way point- Can the children say what the weather is like? Last Term- Can the children show if they enjoy a new experience or not?		
	Week 1 Group time- Talking about Eid. What is it? Who celebrates it?	Week 2 Key Person Time- Father's Day discussion. What does your Daddy do?	Week 3 Using pipes to create water runs. Exploring trial and error, fast and slow effects.	Week 4 Exploring water wheels. Pouring different amounts of water at different speeds to see the actions.	Week 5 Key Person Time- To talk about our families. Can children compare between features of their family and others.	Week 6  To make a senses picture. Sight, sound, touch, feel, taste.	Week 7 Describing the experience and texture of water beads.